

## Optical/Contact Hand Tachometers with LED display CT6

### Main Features

The Concorde CT6 series of Hand Held Tachometers are available in a variety of models to suit most applications, with large Bright LED displays and a wide selection of excellent features, including standard optical system range up to 1 metre or with a Laser system with a range up to 2 metres for enhanced optical performance. These Tachometers have facilities for both Optical and Contact measurements, when purchased with one of our optional Contact adaptors, of which there is a choice of three types available to suit your application requirements.

### Standard Optical System

Optical range 50 - 1000mm  
Optical angle +/- 45 deg.

### Laser Optical System

Optical range 50 - 2000mm  
Optical angle +/- 80 deg.

### Key features:

Bright LED Display • Very wide speed range • Long Optical Range • Last reading hold & recall memory • Additional Count & Times modes • Range of contact adaptors for rpm & linear rate • External input for remote optical sensors is standard • Wide range of accessories available • Calibration certificate supplied

### Measurement ranges:

rpm • Linear speed Metres & Feet per min (Metres/sec Metric Model)  
• Count mode - length & revs • Time interval (reciprocal speed)  
• Time accumulative (average rate)



Remote Optical Sensor



Heavy duty Contact Adaptors-



### General Specification


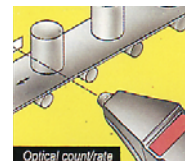
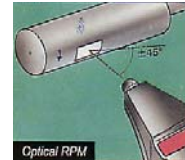
RPM overall range	3 to 99,999 rpm
Resolution	max - 0.001 (auto)
Count mode	0 - 99999 revolutions
Resolution	0.1 metre or 1rpm
Time Accumulative	0.01 - 99999 secs
Time Interval	0.01 - 99999 (seconds/rev.)
Accuracy	0.02% of reading +/- 1 digit
On Target ind.	Yes
Low Battery	Yes
Power	4 x AA batteries (supplied)

### Contact Measurement mode With LSAB-2 Adaptor attached

rpm	3 rpm - 50,000 rpm
Metres/min	0.30 - 1999.9
Feet/min	0.30 - 4500.0
Length	0 - 9999.9 metres (0.1 res.)
Total revs	0 - 99999 revolutions

### Supplied with own carry case

### Typical applications



Order codes	Description
<b>Standard Model</b>	
<b>CT6</b>	6 range Optical Tachometer supplied with Contact Adaptor
<b>CT6/M</b>	Metric version Metres/min/sec
<b>CT6/K</b>	With Contact Adaptor & Remote Optical sensor in Carry case
<b>Laser Model</b>	
<b>CT6/LSR</b>	6 range Optical Tachometer supplied with Contact Adaptor
<b>CT6/LSR/K</b>	With Contact Adaptor & Remote Optical sensor in Carry case
<b>Note:</b> Metric only versions are available with two Linear ranges, Metres/min & Metres/sec - add suffix /M to order code e.g. CT6/M/LSR	