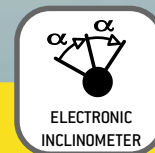


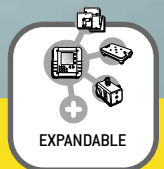
PC SOFTWARE INCLUDED



PRINTER CONNECTION



ELECTRONIC INCLINOMETER





EXPANDABLE


- Parallelism between rolls and foundations.
- Horizontal level, flatness and straightness of wire section.
- Flatness of foundations and straightness of rolls.
- Shaft alignment (optional).



Parallelism measurement of rolls. (detector with the sliding bracket placed on the roll surface.)



Level measurement of a roll. (Detector with the sliding bracket on the roll surface.)



Parallelism measurement of rolls. (Detector with the magnet base on the roll shaft end.)

D670 Parallelism

FOR EVERY NEED

The Easy-Laser® systems solves all of your measurement tasks at your plant:

Parallelism between rolls and foundations, horizontal level, flatness and straightness of wire section, flatness of foundations and straightness of rolls. With just a few accessories you can also perform shaft alignment (horizontal, vertical and offset mounted machines).

Easy-Laser® is the complete solution for your measurement and alignment needs.

VERSATILE DESIGN

The Easy-Laser® D670 Parallelism system has evolved by more than 20 years of field experience in solving measurement and alignment problems. All of the parts included in the system are designed and built for even the most demanding workplace and for easy setup on any machinery. The versatile design solves the measurement problems quickly for any kind of application.

Objects up to 80 m [264 feet] (40 m in each direction from the transmitter) can be measured in a single setup. The detector reads 2-axis measurement values (horizontal and vertical), with a resolution of 0.001 mm [0.05 mils].

After finished measurement any roll or base line can be used as reference, and the results are displayed digitally and graphically on the display unit.

EXPANDABLE

Since all programs are included in the software of the display unit, the Easy-Laser® D670 system can be expanded to suit your special needs, both now and in the future. You just add the appropriate accessories such as lasers, measuring units for shaft alignment and other fixtures. For detailed information, please see our other brochures.



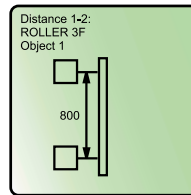
Measurement programs and functions in the display unit:

	PARALLELISM		FLATNESS		STRAIGHTNESS
	VALUES (digital dial indicator)		FLANGE (flatness)		MEASUREMENT VALUE FILTER (sub function)
	SQUARENESS		SPINDLE DIRECTION		HALF CIRCLE (straightness)
	PLUMBLINE		CENTER OF CIRCLE (straightness)		HORIZONTAL (shaft alignment)
	BTA DIGITAL (sheave/pulley alignment)		EASY-TURN™ (shaft alignment)		SOFTFOOT (shaft alignment)
	VERTICAL (shaft alignment)		CARDAN (shaft alignment)		OFFSET AND ANGLE
	MACHINE TRAIN (shaft alignment)		THERMAL GROWTH COMPENSATION (shaft alignment)		REFLOCK™ (shaft alignment)
	VIBROMETER (vibration level and g-value)		TOLERANCE CHECK (shaft alignment)		

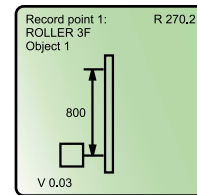
EASY TO USE

PARALLELISM PROGRAM (EXAMPLE)

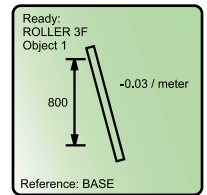
You are guided step-by-step on the display through the whole measurement process (Brief description below).



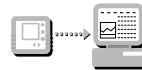
Enter the distances between the measurement points.



Place the detector at the measurement point assigned on the display and record the first value.



The result display with graphics displaying the angle direction and a value for the angle in mm/m or mils/Inch.



SEND DATA TO PC

With the EasyLink™ Windows® program (included) you can make professional reports with both pictures and measurement data, export to spreadsheets like Excel® and try different settings of reference objects to optimize your adjustment and tooling work.



First roll as reference



Base line as reference



STORE IN THE DISPLAY UNIT

You assign a specific name, then the system adds date and time automatically. Up to 150 rolls or other objects can be stored.



MAKE A PRINTOUT

You get all measurement data on the printout for fast documentation.

EASY-LASER® D670 PARALLELISM

Part.Nr. 12-0224

- 1 Display unit D279
 - 1 Protective case*
 - 2 Cables with Push/Pull connectors (2m, 5m)
 - 1 Detector D5
 - 1 Magnet base with turnable head
 - 2 Sets of extension rods
 - 1 Swivelling laser D22
 - 1 Sliding table
 - 2 Large targets
 - 1 Sliding bracket with turnable head
 - 1 Angular prism D46
 - 2 Tripods
 - 1 EasyLink™; Program CD + PC cable*
 - 1 Measuring tape*
 - 1 Manual*
 - 1 Carrying case*
- (Printer is accessory) *Not on picture



Easy-Laser® is manufactured by Damalini AB, Åbäcksgatan 6B, 431 67 Mölndal, Sweden, Phone +46 31 18 87 70, Fax +46 31 18 87 75, email: info@damalini.se, www.damalini.com © 2004 Damalini AB. We reserve the right to make modifications without prior notification. Easy-Laser® is a registered trademark of Damalini AB. Windows® and Excel® are registered trademarks of the Microsoft Corporation.



This product complies with:
SS-ENG0825-1-1994,
21 CFR 1040.10 and 1040.11

CAUTION
LASER RADIATION
DO NOT STARE INTO BEAM
DIODE LASER
1 mW MAX OUTPUT AT 670 nm
CLASS II LASER PRODUCT

Authorized dealer